



Quality Crafted Massage Equipment

2019 | 2020

*Classic Series Elegance
Electric Table from
Worker B Wellness
Featured on pg. 35*

A touch above the rest.

CustomXray.com | 800.230.XRAY

Table of CONTENTS

Electric Massage Tables 3

Portable Massage Tables 10

Stationary Tables 21

Signature Spa Series 24

Accessories 28

School Programs 33

A touch above the rest.

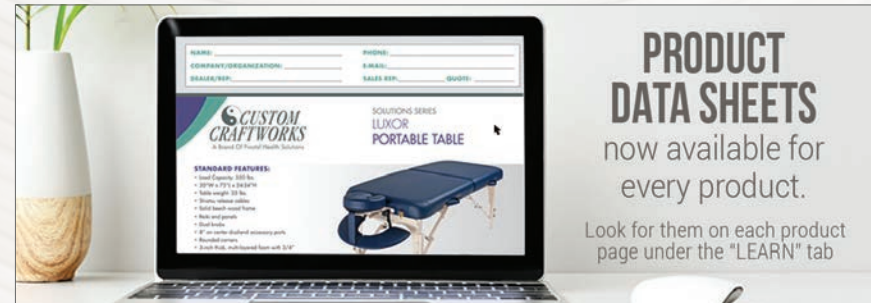


Why choose Custom Craftworks?

Custom Craftworks has a long standing reputation for building thoughtfully constructed, long-lasting products. The company was acquired by Pivotal Health Solutions in 2009, and has been crafting high-quality massage tables since 1986. Custom Craftworks has proven to be one of the top brands for massage and spa equipment in the industry. We constantly move forward and improve, striving to deliver unmatched value to our customers in product, service and performance.

Everyone talks about quality, we deliver it.

Thoughtfully created, our engineers design our products with input from industry experts and professionals so each product meets the ergonomic needs of therapists and comfort requirements of clients. Our skilled craftsmen and women build these products from materials constructed to withstand the conditions that massage and treatment techniques require. Our products are continually being updated to adapt to changing needs and better serve the massage community. We are customer driven in all we do and strive daily to enhance and improve their experience with us.



**PRODUCT
DATA SHEETS**
now available for
every product.

Look for them on each product
page under the "LEARN" tab

**CUSTOM
CRAFTWORKS**
by Pivotal Health Solutions

CustomCraftworks.com | 800.627.2387





*Classic Series Pro
Electric Table, Towel
Warmer and 6 Quart
Stone Heater
Creme de la Creme,
Texas*



Basic

Dual Action Face Rest,
Crescent Pillow

Lift Back

Dual Action Face Rest, Crescent
Pillow, Holes for Swivel Side
Arm Supports

Deluxe

Dual Action Face Rest, Salon Head
& Neck Pillow, Side Arm Holes and
Swivel Side Arm Supports



New table base branding options
on all Hands Free Tables



New Flint Gray
Upholstery Color

Electric Massage Tables

Classic Series

Basic - TThera-P

Lift Back - TThera-P

Deluxe - SThera-P

Standard Features:

Lifting Capacity: 400 lbs.

30" or 33"W x 73"L x 17-35"H

Hands free dual foot bar control

3" Deluxe wrap foam

9" on center dual-end
accessory ports

Whisper quiet lift system

Durable precision cut steel base
with caster system



Add your personal touch with custom powder coat base colors and branding options on all Hands Free Tables!



Table is ADA compliant

(Consult your tax professional about eligibility for a Section 44 ADA Tax Credit)

Hands Free Electric Table

The Classic Series Hands Free Electric Table allows therapists to easily control the height of the table with the hands-free dual foot bar control that is built-in along both bottom sides of the table. The easy-to-use dual foot bar control raises the table as you gently push down on it with your foot and lowers as you lift up. Because of the table's design and functionality, therapists can move freely around the table without losing contact with their client.

What people are saying about this best seller...

"The only tables I will buy in the future! I have purchased 3 of the Hands Free models for my practice over the past couple years. The fact that you can raise and lower the table while standing anywhere around it is a big deal when your hands are always on the client. I have less fatigue, my back pain is gone and my clients comment on how professional they are! I also love it for its convenience for the elderly and those with accessibility concerns. BEST tables you can buy!"

Heather Rowell

Customize your table with these upgrades...


- Natural Touch Upholstery
- Natural Touch Upholstery with Touch Response Memory Foam
- Breast Recesses
- Heavy Lifting Motor (650 lbs.)

See our website for more available options

CLASSIC SERIES UPHOLSTERY CHOICES:



NATURAL TOUCH UPHOLSTERY CHOICES:



TThera-P
shown with Breast Recesses



Classic Series

Pro Electric Table

Basic - *ELPro*

Lift Back - *TELPro*

Deluxe - *SELPro*

Standard Features:

Lifting Capacity: 550 lbs.

28", 30" or 33"W x 73"L x 18-34"H

Standard single foot pedal

3" Deluxe wrap foam

9" on center dual-end accessory ports

Durable precision cut steel base

Whisper quiet lift system



Table is ADA compliant

(Consult your tax professional about eligibility for a Section 44 ADA Tax Credit)



One of our most popular lines since 2009, the Pro Electric Massage Table offers smooth, silent lift, superior craftsmanship and excellent value. The classic design also includes a dual action face rest and pillow, 3-inch foam, plus a standard single foot pedal for height adjustment.

Customize your table with these upgrades...

- Breast Recesses
 - Prenatal Upgrade: Breast Recesses and Belly Cutout with Sling
- (see pg. 19)

See our website for more available options



CLASSIC SERIES UPHOLSTERY CHOICES:



ELPro
shown with Breast Recesses

Classic Series

Basic - EL

Lift Back - TEL

Deluxe - AZ

Standard Features:

Lifting Capacity: 550 lbs.

28", 30" or 33"W x 73"L x 18-34"H

Single foot pedal

3" Deluxe wrap foam

9" on center dual-end
accessory ports

Elegant styling precision cut
steel base

(2) Hidden wheels in stylish
wood feet

Whisper quiet lift system



**Table is ADA
compliant**

(Consult your tax professional
about eligibility for a Section 44
ADA Tax Credit)

Elegance Electric Table

We combined stability with style in our Elegance Electric Massage Table. Lifting up to 550 lbs. with ease, our powerful motor raises and lowers with just a touch of our standard single foot pedal. It also includes a dual action face rest with pillow for versatility and support. Add breast recesses or prenatal options for even greater client comfort.

**This stylish table features wood
feet and a modern curve base**

EL

**shown with
Prenatal Option**



*Customize your table
with these upgrades...*

- Natural Touch Upholstery
- Natural Touch Upholstery with Touch Response Memory Foam
- Breast Recesses
- Prenatal Upgrade: Breast Recesses and Belly Cutout with Sling (see pg. 19)

**See our website for more
available options**

CLASSIC SERIES UPHOLSTERY CHOICES:



NATURAL TOUCH UPHOLSTERY CHOICES:



Classic Series Majestic Electric Table

Basic - MAJ
Lift Back - TMAJ
Deluxe - FLO

Standard Features:

Lifting Capacity: 600 lbs.
28", 30" or 33"W x 73"L x 27.5-39.5"H
Precision cut steel base with column
lift pedestal
3" Deluxe wrap foam
9" on center dual-end accessory ports
Whisper quiet lift system



FLO

Our Majestic Electric Massage Table offers a sleek and modern columnar design. Clients will appreciate its strength, stability and smooth operation while therapists will approve of the open design and inset base allowing for the ability to maintain ergonomically correct positioning around the table. Ample leg and knee room, 12-inch height range adjustment and ease of operation is right at the tap of your toe.

*Customize your table
with these upgrades...*

CLASSIC SERIES UPHOLSTERY CHOICES:



NATURAL TOUCH UPHOLSTERY CHOICES:



- Natural Touch Upholstery
- Natural Touch Upholstery with Touch Response Memory Foam
- Breast Recesses

*See our website for
more available options*

Power Lift Back A MUST HAVE

The Power Lift Back upgrade is available on select Lift Back and Deluxe models. This option allows you to quietly and securely move your clients between flat and seated positions while they remain on the table! This upgrade comes standard with hand control.



Classic Series McKenzie Electric Table

Basic - MK

Lift Back - TMK

Deluxe - YK

Standard Features:

Lifting Capacity: 400 lbs.

28", 30" or 33"W x 73"L x 19-38"H

Precision cut steel base

Retractable wheels

3" Deluxe wrap foam

9" on center dual end accessory ports

Whisper quiet lift system

The McKenzie Electric Massage Table raises smoothly and effortlessly from 19 to 38 inches. Your clients will feel both comfortable and secure due to rock solid construction - including retractable wheels.



Table is ADA compliant

(Consult your tax professional about eligibility for a Section 44 ADA Tax Credit)

Customize your table with these upgrades...

- Natural Touch Upholstery
- Natural Touch Upholstery with Touch Response Memory Foam
- Breast Recesses

See our website for more available options

CLASSIC SERIES UPHOLSTERY CHOICES:



NATURAL TOUCH UPHOLSTERY CHOICES:



TMK

At a Glance... Electric Table Guide



TABLE	ADA Compliant	Height Range	lbs. Load Rating	Bariatric Lift 650 lb. Motor Option Available	Electric Lift Back Option Available	Prenatal Option Available	Breast Recess Option Available	Touch Response Memory Foam Available	Natural Touch Upholstery Option Available	Cabinet
Pro										
Basic	✓	18-34"	550	✗	✗	✓	✓	✗	✗	✗
Lift Back	✓	18-34"	550	✗	✗	✗	✓	✗	✗	✗
Deluxe	✓	18-34"	550	✗	✗	✗	✓	✗	✗	✗
Elegance										
Basic	✓	18-34"	550	✗	✗	✓	✓	✓	✓	✗
Lift Back	✓	18-34"	550	✗	✓	✗	✓	✓	✓	✗
Deluxe	✓	18-34"	550	✗	✓	✗	✓	✓	✓	✗
McKenzie										
Basic	✓	19-38"	400	✗	✗	✗	✓	✓	✓	✗
Lift Back	✓	19-38"	400	✗	✓	✗	✓	✓	✓	✗
Deluxe	✓	19-38"	400	✗	✓	✗	✓	✓	✓	✗
Majestic										
Basic	✗	27.5-39"	600	✗	✗	✓	✓	✓	✓	✗
Lift Back	✗	27.5-39"	600	✗	✓	✓	✓	✓	✓	✗
Deluxe	✗	27.5-39"	600	✗	✓	✗	✓	✓	✓	✗
Hands Free										
Basic	✓	17-35"	400	✓	✗	✗	✓	✓	✓	✗
Lift Back	✓	17-35"	400	✓	✗	✗	✓	✓	✓	✗
Deluxe	✓	17-35"	400	✓	✗	✗	✓	✓	✓	✗
Signature Spa Series Hands Free										
Basic	✓	17-35"	650	Included	✗	✗	✓	✓	Included	✗
Lift Back	✓	17-35"	650	Included	✗	✗	✓	✓	Included	✗
Deluxe	✓	17-35"	650	Included	✗	✗	✓	✓	Included	✗
M100										
Basic	✗	27-34"	550	✗	✗	✗	✓	✓	✓	✓
Lift Back	✗	27-34"	550	✗	✗	✗	✓	✓	✓	✓
Deluxe	✗	27-34"	550	✗	✗	✗	✓	✓	✓	✓
E100 Deluxe	✗	28-34"	650	✗	Included	✗	✗	✗	✗	✓

What comes with each Classic Series Electric Table?



Basic

Dual Action Face Rest, Crescent Pillow



Lift Back

Dual Action Face Rest, Crescent Pillow, Holes for Swivel Side Arm Supports



Deluxe

Dual Action Face Rest, Salon Head & Neck Pillow, Side Arm Holes and Swivel Side Arm Supports



Solutions Series Luxor Table
Northwest Career College, Arizona



Portable Massage Tables

New Solutions Series Companion Portable Table

**The Luxor Table
features 3/4" memory
foam and ultra-soft
face cushion!**

Luxor Table

I9359

Standard Features:

Load Capacity: 550 lbs.

30"W x 73"L x 24-34"

Table weight: 35 lbs.

Rounded corners

3" Multi-layer foam with

3/4" memory foam

8" on center dual-end
accessory ports



Choosing your FIRST TABLE

SOLUTIONS UPHOLSTERY CHOICES:



Chocolate

Otter

Charcoal



Agate Blue

Black

Beige



Navy

Purple

The Luxor portable massage table was designed based on your feedback. It caters to your clients with luxurious premium features, such as a 3" foam featuring 3/4-inch memory foam and an ultra-soft face cushion. Even better, it's affordable. The Luxor model includes the Solutions classic adjustable face rest with deluxe memory foam pillow, carry case, and patented front arm shelf.

Solutions Series Luxor Table

You've graduated, gotten your license, and want to start your practice. *What do you really need to get your business off the ground?*

- Look for a height range and width that fits your frame and the type of work that you will be doing.
- Make sure the face cradle is highly adjustable as it is one of the best ways to make sure your clients are comfortable.


Solutions Series

Heritage Table

The Heritage table offers rounded corners, dual knobs, a strong and flat working surface, and ergonomically designed Reiki end panels. The Heritage also provides ample working space for mobility all around the table.



This feature filled table is an unbelievable value and the **#1 choice** among schools.



Heritage Table

19301

Standard Features:

Load Capacity: 550 lbs.

30"W x 73"L x 23-34"

Table weight: 35 lbs.

Rounded corners

3" Multi-layer foam

3" Multi-Layer Foam

Add a bolster!

See page 29 for more accessories

Reiki End Panels and Dual End Face Rest Ports

Rounded Corners


Shiatsu Release Cables

Solid Beech Wood Frame

Dual Knobs for Added Stability



SOLUTIONS UPHOLSTERY CHOICES:



CustomCraftworks.com | 800.627.2387

Why Choose Solutions Series

Portable Tables?

Standard features of the wood portable tables:

• In stock and ready to ship

- Shiatsu release cables
- Solid beech wood frame
 - Dual knobs
 - Reiki end panels
- 8" on center dual-end accessory ports

Tables include:

Solutions classic adjustable face rest with crescent pillow, front arm shelf & carry case

Using Shiatsu release cables, these tables can easily lay flat on the floor.



Destiny Lift Back Table

19302

Standard Features:

Load Capacity: 450 lbs.

30"W x 73"L x 23-32"

Table weight: 43 lbs.

Rounded corners

2.5" Multi-layer foam

Our most affordable lift back portable massage table, the Destiny table delivers multipurpose performance and accommodates all forms of traditional massage as well as reflexology, facials, and waxing.

Esthetician's
favorite!



See pg. 24 for more Signature
Spa Series tables, trolley
carts and accessories

Signature
SPA SERIES
by CUSTOM CRAFTWORKS

Destiny Lift Back Table




SOLUTIONS UPHOLSTERY CHOICES:



Chocolate



Otter



Charcoal



Black



Beige

Companion Table

19409

Standard Features:

Load Capacity: 400 lbs.

28"W x 73"L x 23-32"


Table weight: 30 lbs.

Nose hole and plug

2" Multi-layer foam

The Companion table offers a strong and flat working surface and Reiki end panels on each end, increasing mobility all around the table. With the Shiatsu release cables, this table can easily lay flat on the floor. This feature filled table is an unbelievable value.

This table is 28" wide and only
30 lbs.! Perfect for events, rentals
and massage therapists on the go!



Solutions Series Companion Table

SOLUTIONS UPHOLSTERY CHOICES:



Agate Blue



Chocolate



Black



Purple



Beige



FMST Tools Fluid Motion Soft Tissue Tools

Most massage therapists work by themselves either in a mobile setting, private office, fitness centers, chiropractic offices, hospitals or spas. The biggest concern in the profession is wear and tear on the therapist's body. Manual techniques many times put the therapist in an awkward position to perform work on an area of the patient. The Fluid Motion Soft Tissue Tools have been designed to increase efficiency for the practitioner and the massage therapy business. Many therapists are trained and would rather use their hands, but the FMST Tools can also be helpful for the massage therapist to achieve great results by identifying primary tissue restrictions and decreasing wear and tear on the hands and body of the therapist.

Ambidextrous design and multiple edges for all areas of the body.

Visit our website for more information on FMST Tools - CustomCraftworks.com

Solutions Series Challenger Aluminum Massage Table

RUGGED yet
lightweight
and functional



Challenger Aluminum Massage Table

I9391

Standard Features:

Load Capacity: 600 lbs.

30"W x 73"L x 24-33"

Table weight: 30 lbs.

Rounded corners

3" Multi-layer foam

The portable Challenger Aluminum Massage Table offers an aluminum frame with finger-joint craftsmanship and auto-hold hinge system. It will become the only table you want to travel with!

Perfect for SPORTS MASSAGE

For most of us, massage is the ultimate therapeutic treat that we indulge in once a month or so. To a professional athlete, massage therapy is an everyday and on-the-field essential.

According to AMTA, research shows that massage benefits for pro athletes (or you) include:

- Reduce muscle tension
- Help athletes monitor muscle tone
- Promote relaxation
- Increase range of motion
- Decrease muscle stiffness and soreness after exercise
- Enhance athletic performance
- Help prevent injuries when massage is received regularly



PEK HER

Practice Essentials Kits

Building your practice has never been so affordable.

- Custom Craftworks Solutions - Heritage Table Kit (shown) PEK HER
- Custom Craftworks Solutions - Destiny Lift Back Table Kit PEK DES
- Custom Craftworks Solutions - Luxor Table Kit PEK LUX
- Custom Craftworks Solutions - Challenger Table Kit PEK CHA

The Practice Essentials Kits combine our most popular items, including one of our high-quality Solutions Series tables, front arm sling, carry case, classic adjustable face rest with cushion, round bolster, oil holster, 8 oz. Sacred Earth Botanicals massage lotion, three-piece sheet set (flat, fitted and face rest cover), 3-pack cotton flannel face rest cover (white), and our exclusive under-table shelf for storage.



BBK LUX

Business Basics Kits

For therapists utilizing both table and chair techniques.

- Custom Craftworks Solutions - Heritage Table Kit BBK HER
- Custom Craftworks Solutions - Destiny Lift Back Table Kit BBK DES
- Custom Craftworks Solutions - Luxor Table Kit (shown) BBK LUX
- Custom Craftworks Solutions - Challenger Table Kit BBK CHA

Start your business with the basics. Our Business Basics Kits combine our affordable and feature-rich portable tables with a massage chair and other add-ons. The Business Basics Kits include one of our high quality Solutions Series tables with carry case, front arm sling, classic adjustable face rest, a Melody Massage Chair with carry case, wooden folding stool, round bolster, oil/lotion holster with an 8 oz. bottle of Sacred Earth Botanicals massage lotion and 25 disposable fitted face rest covers (white spunbound fabric).

Massage Table Kits

SOLUTIONS UPHOLSTERY CHOICES:



Chocolate Otter Charcoal



Agate Blue Black Beige



Navy Purple



Solutions Series SideKick Portable Desktop Unit

Our ultra-portable SideKick Portable Desktop Unit is ideal for corporate massage sessions, eye surgery recovery, and hospital seated massage. Carry case included.

SideKick Portable Desktop Unit

19312

Standard Features:

Load Capacity: 300 lbs.

42"L x 11"W x 20"H

2" Fire retardant foam

Adjustable chest pad and head rest

Carry case with strap

SOLUTIONS UPHOLSTERY CHOICES:



Black

Navy



**Only
18 lbs.**

Solutions Series Melody Portable Massage Chair

The Melody Massage Chair is ergonomically designed to offer maximum comfort to both client and practitioner. Sets up in seconds and folds for easy transport and storage. The flexibility of arm height and angle adjustments, an adjustable chest pad, removable sternum pad, adjustable headrest and seat height and angle adjustments help match your working height and fit your client perfectly. The Melody Massage Chair includes a carry case with strap, adjustable chest pad, removable sternum pad, eyeglass/jewelry pouch, and 2" fire retardant foam.

Melody Portable Massage Chair

19309

Standard Features:

Load Capacity: 300 lbs.

17.5"W x 50"L x 44.5"H


Table weight: 18 lbs.

Seat height and angle adjustments

Adjustable chest pad and head rest

Removable sternum pillow

SOLUTIONS UPHOLSTERY CHOICES:



Chocolate

Otter

Charcoal

Navy

Agate Blue

Black

Beige

Purple

Classic Series

Athena Table

AT

Standard Features:

Load Capacity: 650 lbs.

28" or 30"W x 73"L x 25-35"H

Table weight: 31 lbs. for 28",
34 lbs. for 30"

Shiatsu release cables

9" on center dual-end
accessory ports

Reiki end panels on both ends

3" multi-layer foam

Face rest holes
on both ends
for convenience



**Interested in
Prenatal Upgrades?**

See pg. 19 for more information

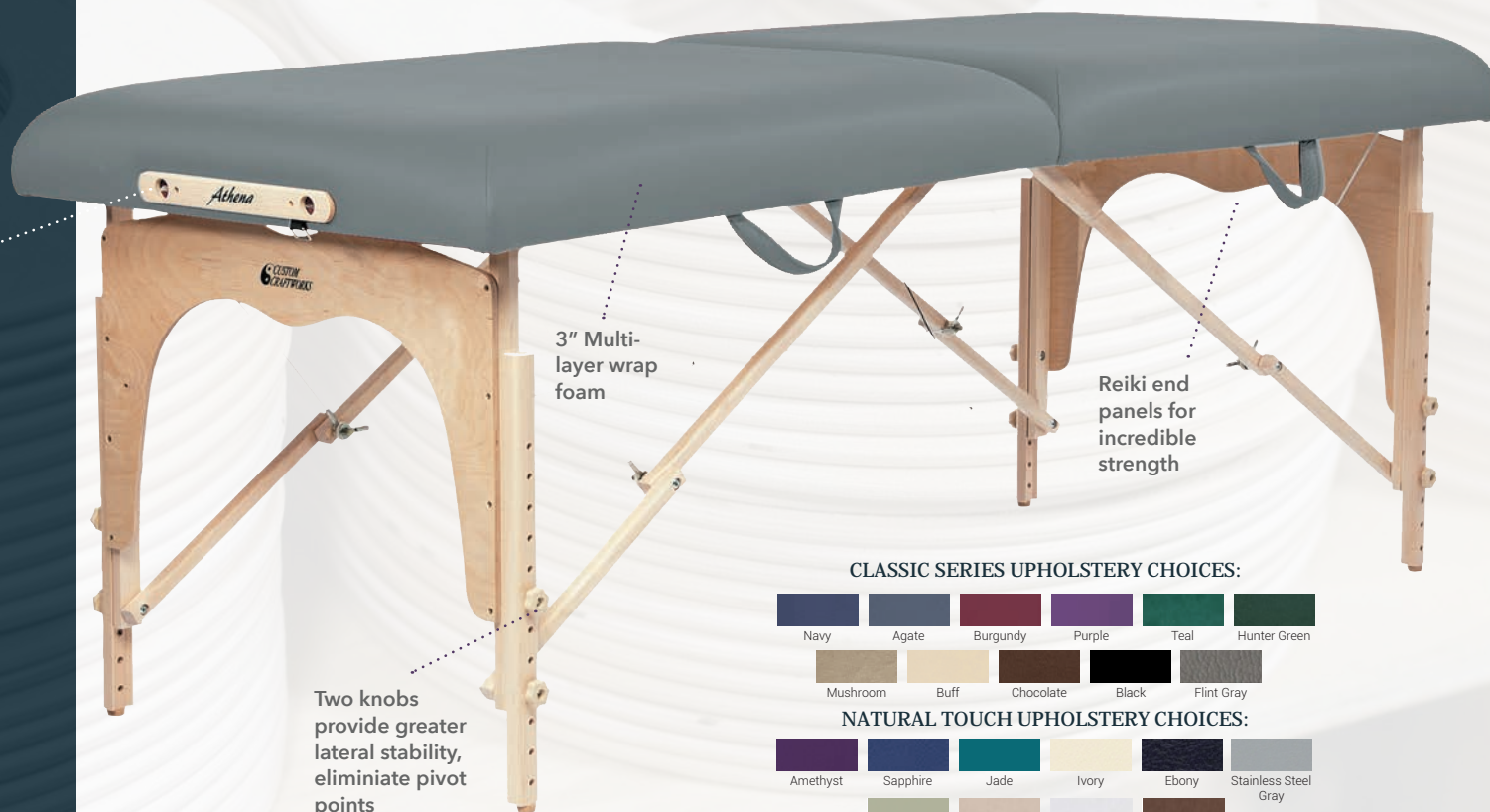
Athena Table

We credit the popularity of this table to its fully customizable and professional design, which helps you feel fresher at the end of the day while still giving clients the massage you intend. Built from premium materials, including North American hard rock maple, American poplar, birch and aircraft-quality cables, this table's unmatched craftsmanship is full of thoughtful, therapist-friendly details.

Customize your table with these upgrades...

- Natural Touch Upholstery
- Natural Touch Upholstery with Touch Response Memory Foam
- Rounded Corners
- Breast Recesses
- Prenatal Upgrade: Breast Recesses and Belly Cutout with Sling (see pg. 19)


See our website for more available options



CLASSIC SERIES UPHOLSTERY CHOICES:



NATURAL TOUCH UPHOLSTERY CHOICES:



Classic Series Omni Table

Our extra-strong, and still easily portable, Omni massage table provides stable support for your most vigorous deep tissue body work and sports massage. Tested to 800 pounds, the Omni's superior construction features extra-rigid birch for strength and flex-resistance. Our combination Inverted Truss and Cable-Lock systems give you additional stability and support at all points.

**The best portable table for
deep tissue body work.**

Omni Table *OM*


Standard Features:

- Load Capacity:** 800 lbs.
- 28" or 30"W x 73"L x 25-35"H
- Table weight: 34 lbs. for 28",
37 lbs. for 30"
- Shiatsu release cables
- 9" on center dual-end accessory ports
- Reiki end panels
- 3" Multi-layer foam

Customize your table...

- Natural Touch Upholstery
- Natural Touch Upholstery with Touch Response Memory Foam
- Rounded Corners
- Breast Recesses
- Prenatal Upgrade: Breast Recesses and Belly Cutout with Sling (see pg. 19)

**See our website for more
available options**



Tested to 800 lbs.!

CustomCraftworks.com | 800.627.2387

Full-length hinge restricts
lateral torquing between
table halves

Vinyl-coated aircraft
cable eliminates fraying,
rusting and kinks.
Couplings are machine
crimped for safety



Inverted
Truss™ with
Cable-Lock™

CLASSIC SERIES UPHOLSTERY CHOICES:



NATURAL TOUCH UPHOLSTERY CHOICES:



Two knobs
provide greater
lateral stability,
eliminate pivot
points

Table Packages

Essential Package

- Classic Series Athena or Omni
- 9" Dual action face rest with pillow
- Deluxe 3-pocket carry case



Athena Essential Package
Essential AT



Omni Essential Package
Essential OM

Professional Package

- Classic Series Athena or Omni
- 9" Dual action face rest with pillow
- Classic Series round ankle/knee bolster
- Classic Series arm rest shelf
- Under-table shelf
- Classic Series rolling stool
- Deluxe 3-pocket carry case



Athena Professional Package
Professional AT



Omni Professional Package
Professional OM



Providing innovative options for PRENATAL MASSAGE



Massage for expecting mothers can be a great way to expand your services with the correct training, certifications and equipment. We understand the importance of client safety and comfort and created a reliable and supportive solution for pregnant massage clients. After extensive research and development with nurse-midwives, massage therapists and engineers, we developed an innovative prenatal and breast recess massage table option that has been available since 2000.



Breast Recess Upgrade
Available on select Classic Series Massage Tables




Prenatal Upgrade
Available on select Classic Series Massage Tables

Visit our website for more information and education on prenatal massage
CustomCraftworks.com

Classic Series Feldenkrais Table

The Feldenkrais method demands an ultra-strong and stable surface for practitioners—and the Feldenkrais portable massage table delivers. Designed, tested and proven by leading Feldenkrais trainers, special features include a firm 1 inch foam, Inverted Truss system with Cable Lock for tremendous lateral stability combined with snap-open ease of use, and standard low-height range (17 to 25 inches). Our exclusive design is one of the industry's best-selling specialty tables and easily withstands the rigors and movements unique to the Feldenkrais method. Face rest and carry case sold separately.



Tested to 800 lbs.!

Feldenkrais Table

FK-3003-73 HO

Standard Features:


Load Capacity: 800 lbs.

30"W x 73" or 78"L x 17-25"H

Table weight: 41 lbs.

9" on center dual-end accessory ports

1" semi-firm foam



**Inverted Truss™
with Cable-Lock™**

Classic Series Alexander Table



Vinyl-coated aircraft
cable eliminates fraying,
rusting and kinks.
Couplings are machine
crimped for safety

Alexander Table

FK-3003-73

Standard Features:

Load Capacity: 800 lbs.

30"W x 73" or 78"L x 24-34"

Table weight: 41 lbs.

9" on center dual-end accessory ports

1" semi-firm foam

The firm, flat surface of this table is ideal for use during Alexander lessons. Larger width and length options allow the student to feel confident on the table, while the 24-34" height range makes for a more comfortable stance for the teacher. The design complements most decor and comes in a variety of on trend colors. Table folds in half for compact storage. Tested to 800 pounds, our superior construction features extra-rigid birch for strength and flex-resistance. Our combination Inverted Truss and Cable Lock systems provide additional stability and support at all points. Face rest and carry case sold separately.



Aura Deluxe Stationary Tables
Ridgewater College, Minnesota



*Back by
popular demand*
Classic Series Taj
Mahal now available!

Stationary Tables

Stationary Series



Aura Table

Basic I9337

Lift Back I9338

Deluxe I9339

Standard Features:

Load Capacity: 550 lbs.

30" Wide 72" Long

Height Range: 24-33"

Rounded corners

Aura Table

Its classic design includes a solid beech wood frame, easy-to-access storage shelf, adjustable height (24 to 33 inches), rounded corners for ease of movement and 3.5" multi-layer foam. Some assembly required.

Accessories shown are included with your table!



Basic

Lift Back

Deluxe

Aura Series Features:

Solid beech wood frame

3.5" Multi-layer foam

8" on center dual-end accessory ports

Rounded corners

Open shelf storage


Interlocking legs

Table includes: Solutions classic adjustable face rest with crescent pillow, front arm sling, and ankle extension

Looking for a stationary massage table with all the features you need?

The Aura Table delivers.

AURA SERIES UPHOLSTERY CHOICES:





Taj Mahal

The Taj Mahal has a simple and elegant design that complements massage therapy offices, spas, and salons. Customize your table to suit your needs. The Taj Mahal can be upgraded with an enclosed cabinet, breast recesses, Touch Response Foam and more!


Choose from a fixed height of 28" or 30"
or a manually adjustable table ranging
from 26-38"H.



Basic



Lift Back
shown with
Rounded Corners



Deluxe

Standard Features:

Load Capacity: 800 lbs.

30"W x 73"L

Solid maple wood frame

H-Brace construction

Dual knobs

9" on center dual-end
accessory ports

3" Multi-layered foam

Customize your table with these upgrades...

- Natural Touch Upholstery
- Natural Touch Upholstery with Touch Response Memory Foam
- Rounded Corners
- Breast Recesses
- Cabinet

CLASSIC SERIES UPHOLSTERY CHOICES:



NATURAL TOUCH UPHOLSTERY CHOICES:





”

The best thing about this table are some of the features that it has. I'm an older massage therapist, so anything to help me with my lower body mechanics, helps me to continue working as pain free as possible. This is a huge goal for me.

This table can be lowered and it can be raised - so if I push down on it, it goes up. I can access that bar from anywhere around the table. I don't have to be in a specific location to do that. This table is great - it can lower all the way down, so accessibility from a wheelchair is a real plus for people who can't get on it from a certain height - I can match the height that they need. Thanks for being a great company to purchase from!

Cindy Koppatschek, LMT
Cindy's Therapeutic Massage,
South Dakota



Why Choose the Signature Spa Series

Hands Free?

**Signature Spa Series
branded panels**
(ask about custom branding
with your logo)

**Natural Touch Upholstery and
our custom gray powder coat
base come standard on
this table**



Signature Spa Series



Signature Spa Series Hands Free Electric Table

The elegant design of our Signature Spa Series Hands Free Basic Electric Table is ideal for spas or practices where style is as important as function. The custom gray base and design plates offer a sleek alternative to our classic base. The elegant foot bars along each side allow therapists to move freely around the table for a more fluid client experience.



SThera-P-3007-SS



Table is ADA compliant

(Consult your tax professional about eligibility for a Section 44 ADA Tax Credit)

NATURAL TOUCH UPHOLSTERY CHOICES:



Available in
Basic, Lift Back
and Deluxe
configurations



New table base branding options
on all Hands Free Tables

Basic - *Thera-P-3007-SS*
Lift Back - *TThera-P-3007-SS*
Deluxe - *SThera-P-3007-SS*

Standard Features:

Load Capacity: 650 lbs.

30"W x 73"L x 17-35"

Whisper quiet lift system

Steel base with classic gray powder coat

Hands free dual foot bar control

9" on center dual-end accessory ports

3" Deluxe wrap foam system



Thera-P-3007-SS

Signature Spa Series E100 Deluxe Electric Spa Table

E100-D-I9394

Standard Features:

Load Capacity: 650 lbs.


30"W x 72.5"L x 28-34"

Fully electric salon cushion
with hand control

Large storage cabinet with sliding
doors, accessible from both sides

3.5" Multi-layer foam

8" on center dual-end accessory ports



E100

Signature Spa Series Pedestal Deluxe Electric Table

I9410

Standard Features:

Load Capacity: 650 lbs.

30" W x 72.5" L x 25-34"

Electric height adjustment controlled by hand

Fully electric salon cushion with hand control

Whisper quiet lift system

Easy to operate caster system

3" Multi-layer foam

This table features include a fully adjustable electric
salon cushion with 3" foam, rounded corners, and
luxurious upholstery. This table also provides electric
height adjustment using a hand control and removable
flexible armrests.

**Dual pedestal base allows the head
end and foot end of the cushion to
elevate independently**



I9410

Destiny Lift Back Table

**Esthetician's
favorite
portable table!**



See pg. 13

Trolley Carts

The Signature Spa Series Trolley Carts offer attractive storage for your towel warmers, towels, and other treatment essentials. Offered in three configurations, the trolley carts are available in laminate and wood. Customize your wood cart by adding a custom stain color. Each cart comes standard with an open shelf, a 2" hole with grommet for cords, and 2" locking swivel casters. Towel warmers sold separately.

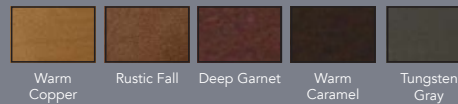
Laminate Color Choices:



Wood Color Choices:



Stain Choices:



- T100 -**
20"W x 20"D x 33"H
- T200 -**
20"W x 20"D x 40"H
- T300 -**
20"W x 20"D x 40"H



T100



T200



T300



Trolley Carts

T100 - 1 Drawer

T200 - Two Drawers

T300 - Three Drawers

Standard Features:

- Glue and dowel construction
- Available in laminate and wood
- Open storage
- 2" Hole with grommet for cords
- 2" Locking swivel casters



Our Towel Warmers fit nicely in or on top of our Trolley Carts

See pg. 28

Signature SPA SERIES by CUSTOM CRAFTWORKS

Accessories



Microfiber Massage Table Skirt

Available in:
Walnut and
Mirage Gray

MTS30

Fits standard size and portable tables

Terry Cotton Towels

Terry Cotton
Face/Wash
Towels (6 Pack)
Towel Wash

12"W x 12"L

Terry Cotton
Hand
Towels (6 Pack)
Towel Hand

16"W x 30"L

Available in: White and Natural
100% high quality ring spun cotton
600 GSM



I9356

6 Quart Stone Heater
(includes wooden spoon)
Digital Control

I9398

Massage Oil and Lotion
Warmer
Bottle included

I9378

(45 piece)
Hot Stone Set
with Cool Stones



Spa Linen Theme Sets

Available in: Wisteria, Ocean, Creekside, Willow and Moab

Theme Set

Includes flannel flat sheet, flannel fitted sheet, flannel face rest cover and polar fleece blanket



I9395

Deluxe Electric Warmer Pad (29.5" x 73")

Towel Warmers



I9346

Outside Dimensions:
18"W x 12"D x 14"H
Inside Dimensions:
15"W x 8"D x 10"H

I9347

Outside Dimensions:
16.25"W x 17.5"D x 18"H
Inside Dimensions:
(2) 13"W x 12.5"D x 5.75"H sections

Our Towel Warmers have a rust-proof aluminum interior that maintains an internal temperature of 158-176 degrees Fahrenheit. The warmer comes with a condensation collector tray to remove excess moisture. The silicon door seal is ideal for heat retention and quiet operation.



New Colours! BOLSTERS



I9315
Solutions Round Bolster
6" x 25"



I9336
Solutions Half Round
Bolster 3" x 25"



I9317
Solutions
Triangle Bolster



Classic Series
Round Bolsters
Ankle/Knee
Bolster

BOL Ank 6" x 27"
BOL Kn 8" x 27"

BOL H4
Classic Series
Half Round
Bolster
4" x 27"



Extensions & Armrests



I9331
Solutions
Hanging
Armrest



ARST
Classic
Series
Armrest
Shelf



I9323
Solutions Arm
Extensions



SLD
Classic Series
Sliding
Side Arm
Extensions
(table must have
side arm holes)



BOL BSE
Classic Series
Bolster
Side Arm
Extensions



10" Classic
Series Foot
Extension
FEX 28
28" wide
FEX 30 30"
wide

Solutions Series Stools



Solutions
Rolling Stool
With Back
I9310

Solutions
Folding Stool
I9311



Solutions
Rolling Stool
I9332



Classic Series Stools



Classic Series
Rolling Stool
RS



Best Seller!

BOL REF
Reflexology Bolster

Accessories

Choosing the Best Face Rest

What Custom Craftworks face rest is right for you?




I9320
Solutions Classic
Adjustable Face Rest
Base Only (8" on center)



CR-Pill
Classic Series Crescent Pillow



POS-B
Dual Action Face Rest
Base Only (9" on center)



POS
Dual Action Adjustable Face Rest w/Pillow (9" on center)



PPOS-B
Pivot Posi-Tilt Face Rest
Base Only (9" on center)



PPOS
Pivot Posi-Tilt Face Rest w/
Pillow (9" on center)

Best Seller!



DPOS-B
Deluxe Adjustable Face Rest
Base Only (9" on center)



DPOS
Wooden Deluxe Adjustable
Face Rest w/Pillow
(9" on center)



UTS28-30
Under Table Shelf
(fits 28" or 30" x 73" standard
tables)

UTS33
Under Table Shelf
(fits 33" x 73" standard tables)

*Does not fit Challenger Aluminum Table



Great for events!
FRC-16W
Sani-Covers
(2 bags of 25 - White)



FRC-50-4221
Sani-Covers
(box of 50 - White)



OHS+PB
Single Oil/Lotion
Holster
with 1 BPA-free
pump bottle
(available in black
or purple)

OHD+PB
Double Oil/Lotion
Holster
with 2 BPA-free
pump bottles
(cream jar not included)

Travel with your table



CA-30
Deluxe 3 Pocket Carry Case
(w/padded shoulder strap)
Fits 28" & 30" x 73" tables

CAXWXL
(33" & 36" x 78")
Specialty Carry Case
(w/padded shoulder strap)
for oversized tables

I9393
Solutions
Series Table
Cart (36" x
78" tables)



CEBL-1001
Omni Cervical Relief Pillow



Add to your retail shelf!



Sani-Cover Omni
Cervical Relief Pillow
Disposable Covers
CEC-25 (bag of 100)

Table Linens



FP-SET
Fleece Pad Set
(28" x 72")

Deluxe Double Brushed Cotton Flannel

Available in: Lilac, Sage, Light Blue, Chocolate, White and Natural

SHT SET 3pc

Deluxe Double
Brushed
Cotton Flannel
3 Piece
Sheet Set



FRC 3PK

Deluxe Double
Brushed Cotton
Flannel Face
Rest Covers
Pack of 3



Premium Blend Poly/Cotton

Available in: White, Natural and Chocolate

SHT SET P/C 3pc

Premium Blend
Poly/Cotton
3 Piece
Sheet Set



FRC P/C 3PK

Premium Blend
Poly/Cotton
Face Rest Covers -
Pack of 3



BCV 6x28

Cotton Flannel 6"x28"
Round Bolster Cover

Available in: White and Natural

Bolsters on pg. 29



PFB

Premium Polar
Fleece
Blanket

Available in: Natural, Forest Green,
Chocolate, Sage, Lavender and Terracotta



Signature
SPA SERIES
by CUSTOM CRAFTWORKS

**Check out more
accessories**

including Table Skirts and Spa Theme Sets
Page 28



OILS, CREAMS & LOTIONS

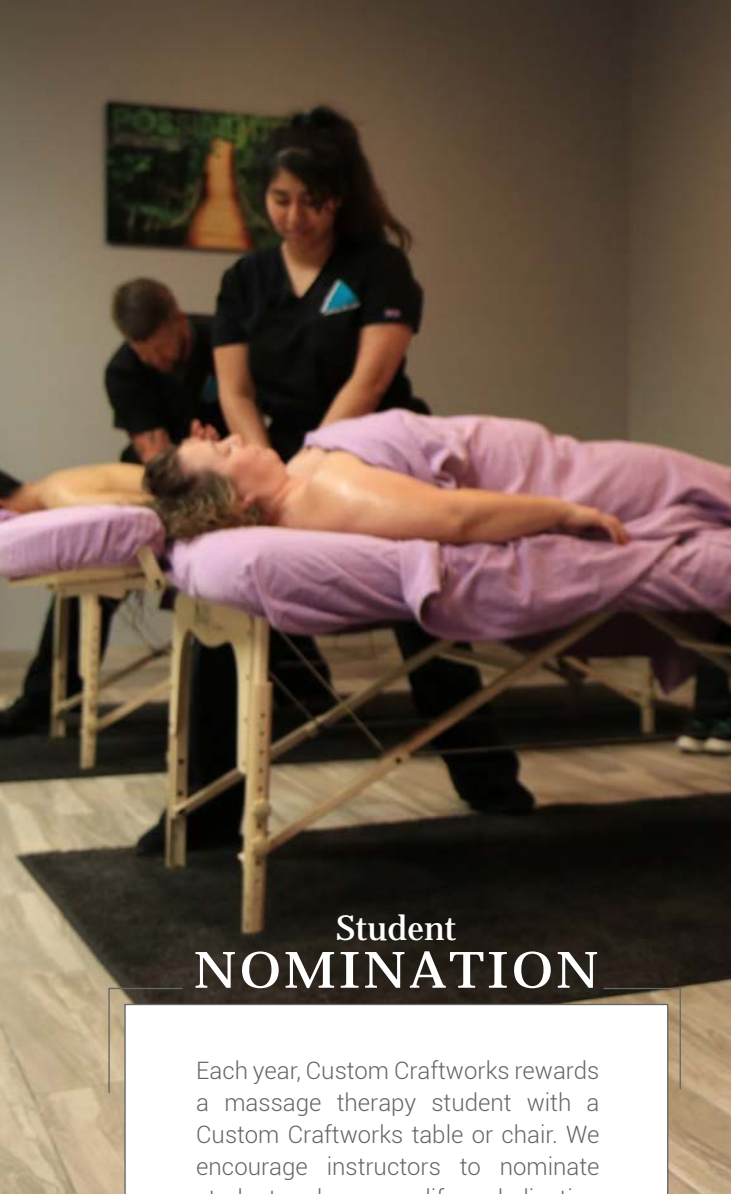
We are proud to offer only Sacred Earth Botanicals® line of cruelty-free, organic oils, vegan oils, creams and lotions, handcrafted right here in Oregon, USA to suit your technique and budget.

Vegan Massage Creams & Lotions
Organic Massage Oils & Gels
Warming Massage Lotion
Peppermint Foot Cream

All Sacred Earth products are available in 8 oz. tube/
bottle, half gallon or gallon containers.

Visit CustomCraftworks.com for our full line.





Student NOMINATION

Each year, Custom Craftworks rewards a massage therapy student with a Custom Craftworks table or chair. We encourage instructors to nominate students who exemplify a dedication to excellence in the massage therapy profession. The winner receives a massage table or chair to help them kickstart their massage therapy journey.

Find out more here:

[info.customcraftworks.com/
studentnominationinfo](mailto:info.customcraftworks.com/studentnominationinfo)



Custom Craftworks is passionate about helping schools and students by subsidizing classroom equipment. We believe students deserve to learn the art of massage utilizing high quality tables, chairs and accessories.

Check out our available programs:

- Advocate Program
- School Distributor Program
- Tables with Tuition
- School Property Program

Interested in partnering with us?

Price and service are not all we have to offer you at Custom Craftworks. Our tables have an excellent reputation for being among the highest quality tables in the industry.

Contact us:

800.627.2387

CustomCraftworks.com

sales@customcraftworks.com

School Programs



DID YOU KNOW...



Did you know that Custom Craftworks is a brand of Pivotal Health Solutions?

CREATE YOUR PIVOTAL PRACTICE

We are continuously developing, evolving and improving products so we can deliver unmatched value to our customers in both product and service. It's our priority to be the difference in providing **innovative care solutions.** Shop our other brands:



PHSChiropractic.com



teamedgeathletics.com



PHSmedicalsolutions.com



Lockers

Complement your practice with beautiful custom club or phenolic lockers. Designed with high-end finishes for golf and country clubs, health clubs, athletic facilities, fitness centers, resorts and day spas, our club lockers are built with beauty and durability in mind, with custom options to accommodate the needs of any practice.



Kiosks

Complete your space in a unique way. Our kiosks provide the finishing touch to any space. Each kiosk provides abundant storage for all of your materials, and the drawers and pullout shelves offer efficient storage options. Custom configurations and color are available upon request.



Carts & Cabinets

Providing easy accessibility and ample storage space for linens, towels and supplies, our line of cabinets and carts offer multiple options for stylish and versatile storage.



Treatment Tables

Wood treatment tables are built to meet your needs and your budget. For even greater comfort and accessibility, consider an electric treatment table such as the Thera-P for ease of use and a whisper quiet lift system.



Be the Difference.
pivotalhealthsolutions.com



**CUSTOM
CRAFTWORKS**
by Pivotal Health Solutions

WORKER B WELLNESS *Minnesota*

A Custom Moment

Rachel Romanelli
Owner, Worker B Wellness



”

I have been in the massage therapy profession since 1995, and I've used Custom Craftworks since I was a student – that's over 2 decades of using Custom Craftworks tables, bolsters and chairs.

I really appreciate Custom Craftworks in the fact that they've really grown up with our profession and have changed designs to accommodate customers so that they can be comfortable and so practitioners can deliver the best possible service they can. Patients are very impressed with the ability of the table to raise and lower. Having a table that is designed with care in mind makes them feel like they have come to the right place because we have invested in massage equipment that will take care of them.



NEW Colors added to our

Solutions Series

*See pg. 10
for details*



**JOIN
&
SAVE**



FSMTA
Your Source for Success!



Custom Craftworks is proud to partner with these organizations to offer our customers additional discounts. Check out the "Exclusive Discounts" banner on our website for more information.

**CUSTOM
CRAFTWORKS**
by Pivotal Health Solutions

A touch above the rest.

CustomCraftworks.com | 800.627.2387